



In compliance with the the Notification No. SEC/CMRRCD/2008-183/Admin/03-34 Dated September 27, 2009 of the Securities and Exchange Commission, we are pleased to publish the 3rd Quarter (un-audited) Financial Statements ended 31st March, 2014 of the Company as below:


**3rd Quarter (un-audited) Statement of Financial Position as at 31st March, 2014**

**Statement of Financial Position (Provisional and un-audited)  
As at March' 31, 2014**

	<u>March '31, 2014</u> Taka	<u>June'30, 2013</u> Taka
<b>Assets</b>		
Property, plant and equipment	39,725,891,717	42,116,295,135
Capital work-in-progress	56,564,698,227	48,513,303,442
<b>Total non-current assets</b>	<b>96,290,589,944</b>	<b>90,629,598,577</b>
Investment in FDR	4,745,000,000	5,860,000,000
Inventories	1,776,883,724	1,658,585,163
Accounts and other receivables	2,154,016,547	1,607,095,693
Advances, deposits and prepayments	5,073,659,366	4,958,623,141
Cash and cash equivalents	3,343,647,560	3,947,665,038
<b>Total current assets</b>	<b>17,093,207,197</b>	<b>18,031,969,035</b>
<b>Total assets</b>	<b>113,383,797,141</b>	<b>108,661,567,612</b>
<b>Equity</b>		
Share capital	4,609,129,910	4,609,129,910
Deposit for shares	19,848,554,871	18,973,754,871
Retained earnings	5,819,246,349	5,774,062,389
<b>Total equity attributable to equity holders</b>	<b>30,276,931,130</b>	<b>29,356,947,170</b>
<b>Liabilities</b>		
Term loan - interest bearing	65,617,009,687	63,245,787,725
Grant from SIDA	115,811,792	115,811,792
Deferred liability - gratuity	740,261,891	674,893,948
Deferred tax liabilities	3,898,632,803	3,619,490,958
<b>Total non-current liabilities</b>	<b>70,371,716,173</b>	<b>67,655,984,423</b>
Term loan - interest bearing	1,602,871,641	1,966,838,264
Interest Payable	9,189,623,291	7,929,219,838
Liabilities for expenses	503,039,820	212,044,593
Liabilities for other finance	1,395,901,176	1,496,819,414
Provision for taxation	43,713,910	43,713,910
<b>Total current liabilities</b>	<b>12,735,149,838</b>	<b>11,648,636,019</b>
<b>Total liabilities</b>	<b>83,106,866,011</b>	<b>79,304,620,442</b>
<b>Total equity and liabilities</b>	<b>113,383,797,141</b>	<b>108,661,567,612</b>

  
27/4/2014  
Company Secretary

  
24.04.2014  
Director (Finance)


  
29.04.14  
Managing Director







**Power Grid Company of Bangladesh Limited**  
**Statement of Comprehensive Income**  
**for the Period ended on March' 31,2014**  
**(Provisional and Unaudited)**

	July 01, 2013 to March 31, 2014	July 01, 2012 to March 31, 2013	January to March 31, 2014	January to March 31, 2013
	<u>Taka</u>	<u>Taka</u>	<u>Taka</u>	<u>Taka</u>
Revenue	6,099,142,378	5,703,512,715	1,947,954,019	1,778,048,332
Transmission expenses	(3,797,155,522)	(3,525,403,299)	(1,308,006,153)	(1,232,462,838)
<b>Gross profit</b>	<b>2,301,986,856</b>	<b>2,178,109,416</b>	<b>639,947,866</b>	<b>545,585,494</b>
Administrative expenses	(209,626,893)	(194,624,459)	(83,759,703)	(78,678,837)
<b>Results from operating activities</b>	<b>2,092,359,963</b>	<b>1,983,484,957</b>	<b>556,188,163</b>	<b>466,906,657</b>
Finance income	506,440,115	630,744,692	101,131,228	200,513,524
Other income	38,630,750	30,615,447	11,507,904	18,573,826
Finance expenses	(1,571,616,517)	(1,431,658,577)	(659,548,867)	(545,000,000)
<b>Profit before contribution to WPPF</b>	<b>1,065,814,311</b>	<b>1,213,186,518</b>	<b>9,278,428</b>	<b>140,994,006</b>
Contribution to WPPF	(50,753,062)	(57,770,787)	(441,829)	(6,714,001)
<b>Profit before income tax</b>	<b>1,015,061,249</b>	<b>1,155,415,732</b>	<b>8,836,599</b>	<b>134,280,005</b>
Income tax expense	(279,141,843)	(317,739,326)	(2,430,064)	(36,927,001)
<b>Profit after tax carried forward</b>	<b>735,919,405</b>	<b>837,676,406</b>	<b>6,406,534</b>	<b>97,353,004</b>
<b>Basic earnings per share (per value Tk 10)</b>	<b>1.60</b>	<b>1.82</b>	<b>0.01</b>	<b>0.21</b>

  
 Company Secretary

  
 Director (Finance)

  
 Managing Director

Note: The details of the published 3rd quarter financial statements is available in the website of the company. The address of the web-site is [www.pgcb.org.bd](http://www.pgcb.org.bd)

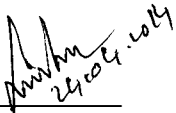
**Power Grid Company of Bangladesh Limited**  
**Statement of Changes in Equity**  
for the Period Ended on March' 31 '2014  
(Provisional and Unaudited)


	Share Capital	Deposit for Shares	Accumulated Profit	Total
Balance at 30 June,2013	4,609,129,910	18,973,754,871	5,774,062,389	29,356,947,170
Addition/Adjustment during the period		874,800,000	634,041	875,434,041
Net profit for the period			735,919,405	735,919,405
Dividend (15% Cash)			(691,369,487)	(691,369,487)
<b>Balance at 31 March,2013</b>	<b>4,609,129,910</b>	<b>19,848,554,871</b>	<b>5,819,246,349</b>	<b>30,276,931,130</b>


**Statement of Changes in Equity**  
for the Period Ended on March' 31 '2013  
(Provisional and Unaudited)

	Share Capital	Deposit for Shares	Accumulated Profit	Total
Balance at 30 June,2012	4,190,118,100	11,820,001,387	6,121,379,532	22,131,499,019
Addition/Adjustment during the period		2,689,500,000	(4,815,826)	2,684,684,174
Net profit for the period			837,676,406	837,676,406
Dividend (10% Cash)			(419,011,810)	(419,011,810)
Dividend (10% stock)	419,011,810		(419,011,810)	-
<b>Balance at 31 March,2012</b>	<b>4,609,129,910</b>	<b>14,509,501,387</b>	<b>6,116,216,492</b>	<b>25,234,847,789</b>

  
24/9/2014  
Company Secretary

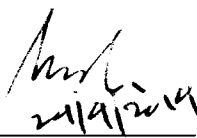
  
24/04/2014  
Director (Finance)

  
29-04-14  
Managing Director




**Power Grid Company of Bangladesh Limited**  
**Cash Flow Statement**  
**For the period ended March' 31, 2014**  
**(Provisional and Unaudited)**


<b>A. CASH FLOW FROM OPERATING ACTIVITIES:</b>	<b>July 01, 2013 to March 31, 2014 Taka</b>	<b>July 01, 2012 to March 31, 2013 Taka</b>
<b>RECEIPTS:</b>		
Cash Receipts from Customers	5,398,295,177	4,945,788,192
Others	38,630,750	403,634,581
	<u>5,436,925,927</u>	<u>5,349,422,773</u>
<b>PAYMENTS:</b>		
Cash paid to Suppliers ,Contractors,employees & etc.	(3,827,580,560)	(4,058,872,330)
Interest paid	(313,309,311)	(324,177,956)
Income Taxes paid	(253,933,053)	(518,893,695)
	<u>(4,394,822,924)</u>	<u>(4,901,943,981)</u>
<b>Net Cash Provided by Operating Activities :</b>	<u><b>1,042,103,003</b></u>	<u><b>447,478,792</b></u>
<b>B. CASH FLOW FROM INVESTING ACTIVITIES:</b>		
Addition to fixed assets and capital work in progress	(6,426,143,918)	(6,943,213,638)
Investment in FDR (Rearranged)	1,115,000,000	(520,000,000)
<b>Net Cash (Used in) Investing Activities:</b>	<u><b>(6,426,143,918)</b></u>	<u><b>(7,463,213,638)</b></u>
<b>C. CASH FLOW FROM FINANCING ACTIVITIES:</b>		
Share capital and Deposit for share	874,800,000	2,689,500,000
Long term loan	4,454,263,071	5,034,382,717
Dividend Paid	(549,039,635)	(86,900,549)
<b>Net Cash Provided by Financing Activities</b>	<u><b>4,780,023,436</b></u>	<u><b>7,636,982,168</b></u>
(Decrease) / Increase in Cash (A+B+C)	<u><b>(604,017,479)</b></u>	<u><b>621,247,322</b></u>
Cash, beginning of the Period	3,947,665,038	2,719,387,878
<b>Cash, End of the Period</b>	<u><u><b>3,343,647,559</b></u></u>	<u><u><b>3,340,635,200</b></u></u>

  
24/04/2014

Company Secretary

  
24/04/2014

Director (Finance)

  
27.09.14

Managing Director

