

# Power Grid Company of Bangladesh Limited


In compliance with the the Notification No. SEC/CMRRCD/2008-183/Admin/03-34 Dated September 27, 2009 of the Securities and Exchange Commission, we are pleased to publish the 3rd Quarter (un-audited) Financial Statements ended 31st March, 2011 of the Company as below:


## 3rd Quarter (un-audited) Financial Statements ended 31st March, 2011


### Balance sheet (un-audited)

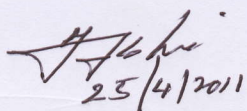


As at March' 31, 2011

	<u>March '31, 2011</u>	<u>June'30, 2010</u>
	Taka	Taka
<b>Assets</b>		
Property, plant and equipment	31,665,987,828	33,383,269,863
Capital work-in-progress	20,841,618,156	16,392,344,102
<b>Total non-current assets</b>	<b>52,507,605,984</b>	<b>49,775,613,965</b>
Inventories	1,124,261,665	685,483,498
Accounts and other receivables	2,015,794,084	1,352,523,069
Advances, deposits and prepayments	1,123,895,623	657,724,742
Cash and cash equivalents	11,280,025,576	10,612,691,429
<b>Total current assets</b>	<b>15,543,976,948</b>	<b>13,308,422,738</b>
<b>Total assets</b>	<b>68,051,582,932</b>	<b>63,084,036,703</b>
<b>Equity</b>		
Share capital	4,190,118,100	3,643,581,000
Deposit for shares	9,032,747,908	8,288,522,908
Retained earnings	4,044,533,129	4,117,625,249
<b>Total equity attributable to equity holders</b>	<b>17,267,399,137</b>	<b>16,049,729,157</b>
<b>Liabilities</b>		
Term loan - interest bearing	42,014,700,630	39,428,415,143
Interest Payable	2,927,315,307	1,697,315,307
Grant from SIDA	140,377,926	140,377,926
Deferred liability - gratuity	389,762,674	328,218,950
Deferred tax liabilities	2,196,949,754	1,879,162,378
<b>Total non-current liabilities</b>	<b>47,669,106,291</b>	<b>43,473,489,704</b>
Term loan - interest bearing	1,405,396,083	1,790,359,768
Interest Payable	809,820,238	1,154,536,079
Liabilities for expenses	227,570,757	122,341,304
Liabilities for other finance	366,087,336	187,377,601
Provision for taxation	306,203,090	306,203,090
<b>Total current liabilities</b>	<b>3,115,077,504</b>	<b>3,560,817,842</b>
<b>Total liabilities</b>	<b>50,784,183,795</b>	<b>47,034,307,546</b>
<b>Total equity and liabilities</b>	<b>68,051,582,932</b>	<b>63,084,036,703</b>

  
Managing Director

  
Director


  
Company Secretary

 25/4/2011       25.04.11       25/4/11




**Power Grid Company of Bangladesh Limited**  
**Profit and loss account**  
**for the Period ended on March' 31,2011**  
**(Provisional and Unaudited)**


	July 01, 2010 to March 31, 2011	July 01, 2009 to March 31, 2010	January to March 31, 2011	January to March 31, 2010
	<u>Taka</u>	<u>Taka</u>	<u>Taka</u>	<u>Taka</u>
Revenue	4,516,940,340	4,334,465,796	1,561,143,154	1,406,391,972
Transmission expenses	(2,802,483,036)	(2,424,148,554)	(915,601,012)	(796,135,994)
<b>Gross profit</b>	<b>1,714,457,304</b>	<b>1,910,317,242</b>	<b>645,542,142</b>	<b>610,255,978</b>
Other income	38,517,853	155,827,015	9,506,624	129,456,190
Administrative expenses	(156,737,655)	(120,964,304)	(54,173,372)	(49,899,779)
<b>Results from operating activities</b>	<b>1,596,237,502</b>	<b>1,945,179,953</b>	<b>600,875,394</b>	<b>689,812,389</b>
Finance income	676,144,814	683,689,120	219,677,311	175,545,993
Finance expenses	(1,059,012,338)	(1,081,347,581)	(359,012,338)	(379,633,411)
<b>Profit before contribution to WPPF</b>	<b>1,213,369,978</b>	<b>1,547,521,492</b>	<b>461,540,367</b>	<b>485,724,971</b>
Contribution to WPPF	(57,779,523)	(73,691,500)	(21,978,113)	(23,277,249)
<b>Profit before income tax</b>	<b>1,155,590,455</b>	<b>1,473,829,992</b>	<b>439,562,254</b>	<b>462,447,722</b>
Income tax expense	(317,787,375)	(405,303,248)	(120,879,620)	(127,173,123)
<b>Profit after tax carried forward</b>	<b>837,803,080</b>	<b>1,068,526,744</b>	<b>318,682,634</b>	<b>335,274,599</b>
<b>Basic earnings per share (per value Tk 100)</b>	<b>19.99</b>	<b>29.33</b>	<b>7.61</b>	<b>9.18</b>

  
25/4/11

Managing Director

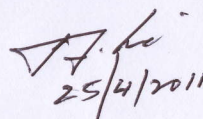
  
25/4/11

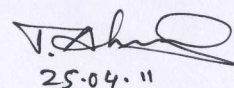
Director


  
26/4/11

Company Secretary

**Note: The details of the published 3rd quarter financial statements can be available in the website of the company. The address of the web-site is [www.pgcb.org.bd](http://www.pgcb.org.bd)**

  
25/4/2011

  
25-04-11

  
25/4/11



# Power Grid Company of Bangladesh Limited

## Statement of Changes in Equity

for the Period Ended on March' 31 '2011

(Provisional and Unaudited)

	Share Capital	Deposit for Shares	Accumulated Profit	Total
Balance at 30 June,2010	3,643,581,000	8,288,522,908	4,117,625,249	16,049,729,157
Addition during the period		744,225,000		744,225,000
Net profit for the period			837,803,080	837,803,080
Dividend (Cash)			(364,358,100)	(364,358,100)
Dividend (Stock)	546,537,100		(546,537,100)	-
<b>Balance at 31 March,2011</b>	<b>4,190,118,100</b>	<b>9,032,747,908</b>	<b>4,044,533,129</b>	<b>17,267,399,137</b>

## Statement of Changes in Equity

for the Period Ended on March' 31 '2010

(Provisional and Unaudited)

	Share Capital	Deposit for Shares	Accumulated Profit	Total
Balance at 30 June,2009	3,643,581,000	7,119,140,637	3,447,431,897	14,210,153,534
Addition during the period		613,500,000		613,500,000
Net profit for the period			1,068,526,744	1,068,526,744
Dividend			(983,766,870)	(983,766,870)
				-
<b>Balance at 31 March,2010</b>	<b>3,643,581,000</b>	<b>7,732,640,637</b>	<b>3,532,191,771</b>	<b>14,908,413,408</b>

Managing Director

Director

Company Secretary

25/4/11


25.04.11


25/4/11



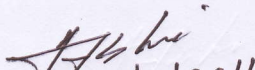
**Power Grid Company of Bangladesh Limited**  
**Cash Flow Statement**  
**For the period ended March' 31, 2011**  
**(Provisional and Unaudited)**


	July 01, 2010 to March 31, 2011 <u>Taka</u>	July 01, 2009 to March 31, 2010 <u>Taka</u>
<b>A. CASH FLOW FROM OPERATING ACTIVITIES:</b>		
RECEIPTS:		
Cash Receipts from Customers	3,962,539,766	4,040,571,655
Others	679,440,060	155,827,015
	4,641,979,826	4,196,398,670
PAYMENTS:		
Cash paid to Suppliers ,Contractors,employees & etc.	(2,555,757,770)	(1,592,970,949)
Interest paid	(376,699,834)	-
Income Taxes paid	-	-
	(2,932,457,604)	(1,592,970,949)
<b>Net Cash Provided by Operating Activities :</b>	<b>1,709,522,222</b>	<b>2,603,427,721</b>
<b>B. CASH FLOW FROM INVESTING ACTIVITIES:</b>		
Addition to fixed assets and capital work in progress	(4,449,274,054)	(4,387,750,295)
<b>Net Cash (Used in) Investing Activities:</b>	<b>(4,449,274,054)</b>	<b>(4,387,750,295)</b>
<b>C. CASH FLOW FROM FINANCING ACTIVITIES:</b>		
Share capital and Deposit for share	744,225,000	613,500,000
Long term loan	2,716,151,568	2,836,555,822
Dividend Paid	(53,290,589)	(792,690,775)
<b>Net Cash Provided by Financing Activities</b>	<b>3,407,085,979</b>	<b>2,657,365,047</b>
(Decrease) / Increase in Cash (A+B+C)	<b>667,334,147</b>	<b>873,042,473</b>
Cash, beginning of the Period	10,612,691,429	10,282,852,897
<b>Cash, End of the Period</b>	<b>11,280,025,576</b>	<b>11,155,895,370</b>


  
 Managing Director

  
 Director

  
 Company Secretary

  
 25/4/2011

  
 25-04-11

  
 25/4/11